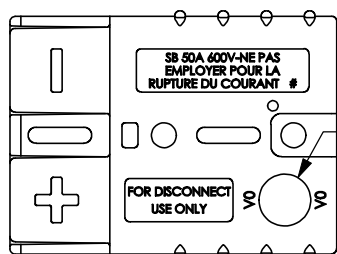
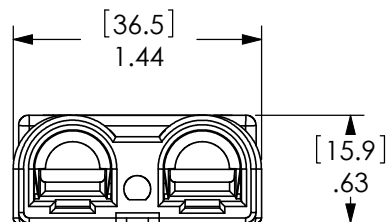
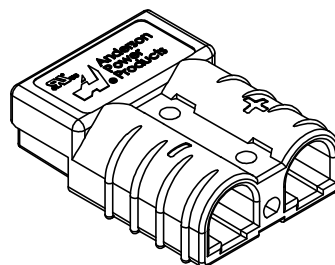
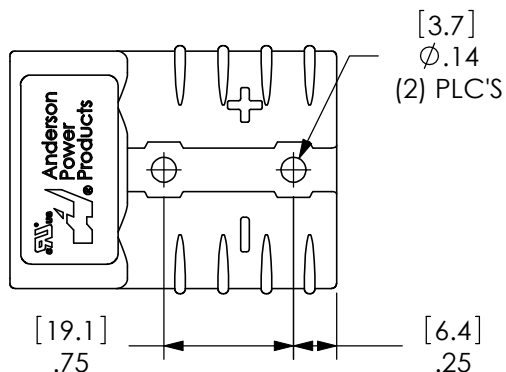


THE INFORMATION CONTAINED IN THIS DRAWING IS THE SOLE PROPERTY OF ANDERSON POWER PRODUCTS. ANY REPRODUCTION IN PART OR WHOLE WITHOUT THE WRITTEN PERMISSION OF ANDERSON POWER PRODUCTS IS PROHIBITED.

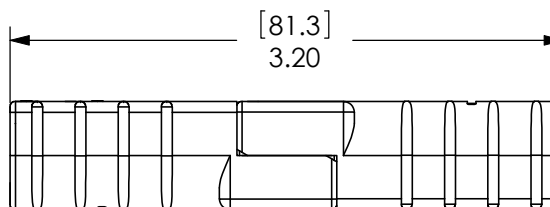
Copyright 2009

ANDERSON POWER PRODUCTS RESERVES THE RIGHT TO ALTER PRODUCT TYPES, THEIR TECHNICAL DATA, DIMENSION, STYLE AND ACCESSORIES WITHOUT PRIOR NOTIFICATION.

COLOR	P/N	MAT'L	TEXT
GRAY	992	PC	BLANK
	P992	PBT	"P"
RED	992G1	PC	BLANK
	P992G1	PBT	"P"
BLACK	992G2	PC	BLANK
	P992G2	PBT	"P"
BLUE	992G4	PC	BLANK
	P992G4	PBT	"P"
YELLOW	992G5	PC	BLANK
	P992G5	PBT	"P"
GREEN	992G6	PC	BLANK
	P992G6	PBT	"P"
ORANGE	992G7	PC	BLANK
	P992G7	PBT	"P"



SEE TABLE
FOR RAISED TEXT



MATED PAIR

NOTES:

1. SPRING/HOUSING ASSEMBLIES ARE UL RECOGNIZED PER FILE E26226, CSA CERTIFIED PER LR25154
2. HOUSINGS ARE KEYS TO ONLY ALLOW MATING WITH THE SAME COLOR HOUSING, EXCEPT FOR THE BLACK HOUSING, WHICH MATES WITH THE GRAY HOUSING AND OTHER CUSTOMER SPECIFIC CONNECTORS.
3. FOR ASSEMBLY INSTRUCTIONS, SEE DOCUMENT 1S1030A
4. HOUSING ASSEMBLIES ACCOMMODATE ANDERSON CONTACTS FOR WIRE RANGES #16 AWG TO #6 AWG.

DIMENSIONS ARE IN:		APPROVALS		ANDERSON POWER PRODUCTS	
INCH	[MM]	DRAWN	CMS 3/18/99	 50A DUAL POLE SPRING & HOUSING	
UNLESS OTHERWISE STATED		CHECKED	DJD 3/19/99		
TOLERANCES:		MFG APP	CHB 4/20/99		
DECIMALS (INCH)	DECIMALS (MM)	QC APP	DJM 4/20/99		
.XX ±.02	.X ±.5	ENG APP	UFN 4/19/99		
ANGLES ±2°		SIZE A/A4		DWG NO.	111923S1
SURFACE FINISH:		SCALE NONE		CADFILE	01000
MACHINED 128 [3.2]		REV.		3	
MOLDED 64 [1.6]		SHEET		1 OF 1	
MATERIAL: SPRINGS - STAINLESS STEEL HOUSINGS - SEE TABLE		CAD GENERATED DRAWING DO NOT MANUALLY UPDATE DO NOT SCALE			
FINISH:					

REV.	DESCRIPTION OF CHANGES	APPROVED	DATE
3	ECRN 14391 - REDRAW, UPDATE BORDER, ADD TABLE	AMS	02/27/09

