

Description



The e-xpert pro selectively displays voltage, charge- and discharge current, consumed amhours, remaining battery capacity and time remaining of your battery bank. Using a clear backlit LC Display and an intuitive user interface, all parameters can be recalled with just a button press. A second battery input is also provided to monitor an auxiliary battery.

Defining the amount of energy available in a battery is a complex task since battery age, discharge current and temperature all influence the actual battery capacity. High performance measuring circuits, along with complex software algorithms, are used to exactly determine the remaining battery capacity. A new shunt selection feature enables the e-xpert pro to measure currents up to 10.000Amps.

The e-xpert pro is equipped with an internal programmable alarm relay, to run a generator when needed or to turn off devices when the battery voltage exceeds programmable boundaries.

The e-xpert pro comes standard with a 500 Amp shunt and a very clear installation and operating instruction manual.

Features

- ▶ Read your battery bank like a fuel gauge
- ▶ Provides critical information about the status of your battery bank
- ▶ Displays voltage, current, consumed amhours, remaining battery capacity and time remaining
- ▶ Two battery inputs
- ▶ Large backlit LC Display
- ▶ Quick nut mounting construction
- ▶ Fully programmable alarm relay
- ▶ Shunt selection capability enables flexible system integration
- ▶ Communication/expansion port
- ▶ Stores a wide range of history events in internal memory
- ▶ Splash proof frontpanel
- ▶ 500 Amp shunt included
- ▶ CE and e-mark certified
- ▶ 24 month warranty

Applications

- ▶ Recreational vehicles
- ▶ Solar power systems
- ▶ Industrial systems
- ▶ Forklifts
- ▶ Mobile entertainment systems
- ▶ Service vehicles
- ▶ Marine applications
- ▶ Remote homes

Accessories

- ▶ Temperature sensor
- ▶ Professional connection kit
- ▶ Quick connection kit
- ▶ Isolated RS-232 interface
- ▶ Isolated USB interface
- ▶ Datalogger (future option)
- ▶ 1:5 voltage prescaler
- ▶ Windows 98/ME/2000/XP software

Technical specifications

Parameter		e-xpert pro
Supply voltage range		9..35VDC
Supply current ¹⁾ :	@Vin=24VDC	7mA
	@Vin=12VDC	9mA
Input voltage range (auxiliary battery)		2..35VDC
Input voltage range (main battery)		0..35VDC
Input current range ²⁾		-9999..+9999A
Battery capacity range		20..9990Ah
Operating temperature range		-20..+50°C
Readout resolution :	voltage (0..35V)	± 0.01V
	current (0..200A)	± 0.1A
	current (200..9999A)	± 1A
	amphours (0..200Ah)	± 0.1Ah
	amphours (200..9990Ah)	± 1Ah
	state-of-charge (0..100%)	± 0.1%
	time remaining (0..24hrs)	± 1minute
	time remaining (24..240hrs)	± 1hr
	temperature (-20..+50°C) ³⁾	± 0.5°C
Voltage measurement accuracy		± 0.3%
Current measurement accuracy		± 0.4%
Dimensions :	frontpanel	Ø64mm
	body diameter	Ø52mm
	total depth	79mm
	weight	95gr
Shunt dimensions :	footprint	45 x 87mm
	height	17mm (base) / 35mm (high current screws)
	weight	145gr
Protection class		IP20 (frontpanel only IP65)
Complies with the following standards		EN61000-6-3 (EN55022), EN61000-6-2 (EN61000-2/3/4, EN61000-4-3), LVD 73/23/EEC (EN60335-1), e4-95/54/EC, RoHS 2002/95/EC

Note: the given specifications are subject to change without notice.

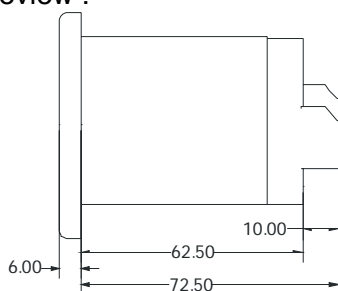
1) Measured with backlight and alarm relay turned off.

2) Depends on selected shunt. With standard delivered 500A/50mV shunt (350A continuous), the range is limited to -600..+600A.

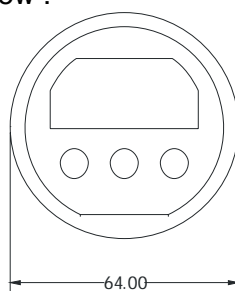
3) Only available when optional temperature sensor is connected.

Dimensions

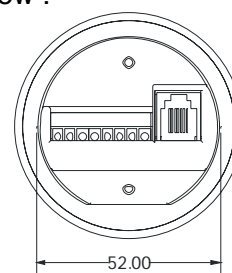
Sideview :



Frontview :



Rearview :



Mounting sequence :

